

Increased Student Stress (Likert-type scale 1-10)



Asterisks indicate statistically significant findings. One asterisk (*) signifies less than a 5% chance of sampling error, two asterisks (**) signify less than a 1% chance, and three asterisks (***) signify less than a .1% chance.

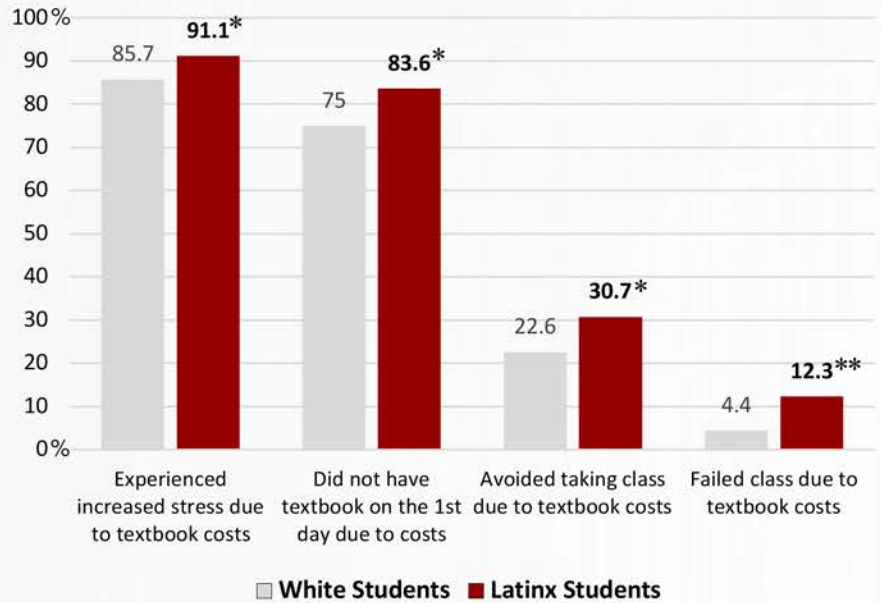
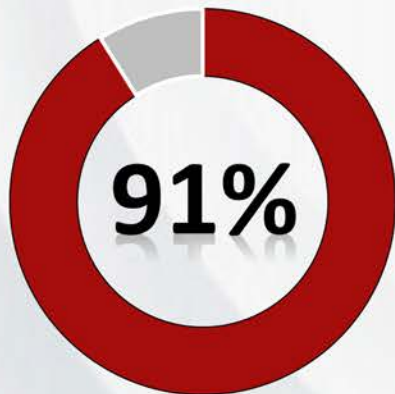


Table 1. Statistically Significant Results for Latinx Students

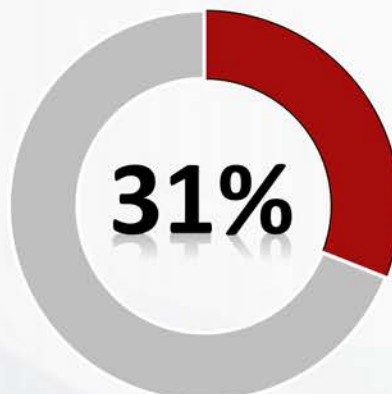
	<u>White:</u>	<u>Latinx:</u>
Experienced increased stress due to textbook costs	85.7%	91.1%*
Ratings of stress level on a Likert-type scale of 1-10	6.5	7.2***
Did not have a textbook on the 1 st day of class due to costs	75.0%	83.6%*
Avoided taking a class due to textbook costs	22.6%	30.7%*
Failed a class due to textbook costs	4.4%	12.3%**

Increased Stress



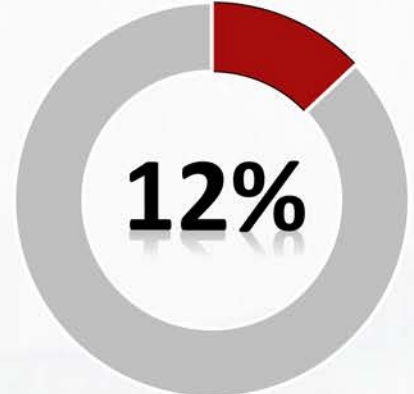
■ Latinx Students Who Experienced Increased Stress Levels Due to Textbook Costs

Avoided Class



■ Latinx Students Who Avoided Taking Class Due to Textbook Costs

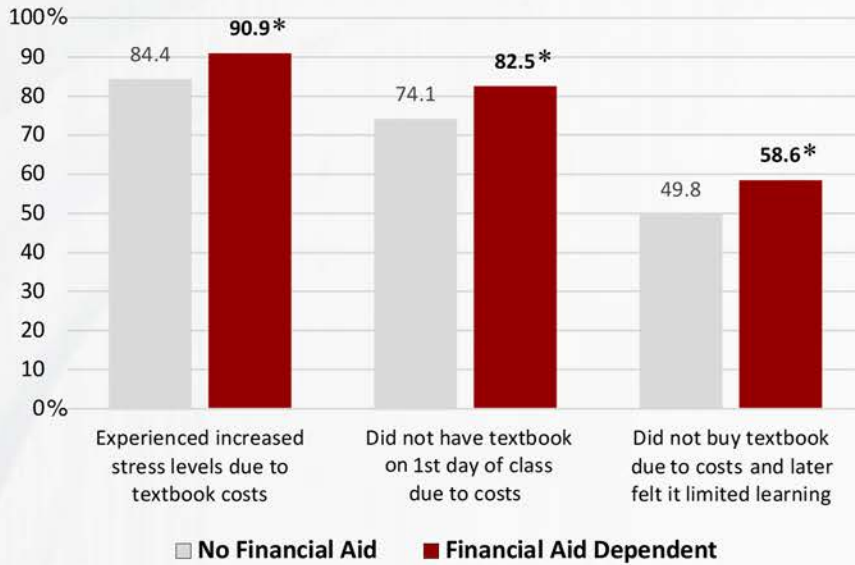
Failed Class



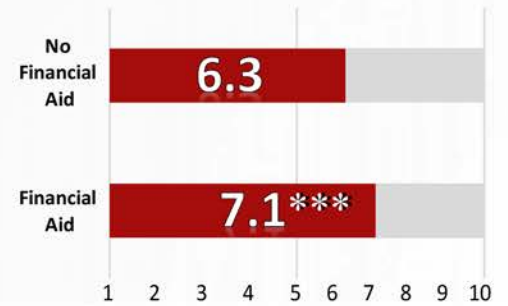
■ Latinx Students Who Failed Class Due to Textbook Costs

Table 2. Statistically Significant Results for Students Dependent on Financial Aid

	<u>No Financial Aid:</u>	<u>Financial Aid</u>
Experienced increased stress levels due to textbook costs	84.4%	90.9%*
Ratings of stress level on a Likert-type scale of 1-10	6.3	7.1***
Did not have textbook on the 1 st day of class due to costs	74.1%	82.5%*
Did not buy textbook due to costs and later felt it limited learning	49.8%	58.6%*



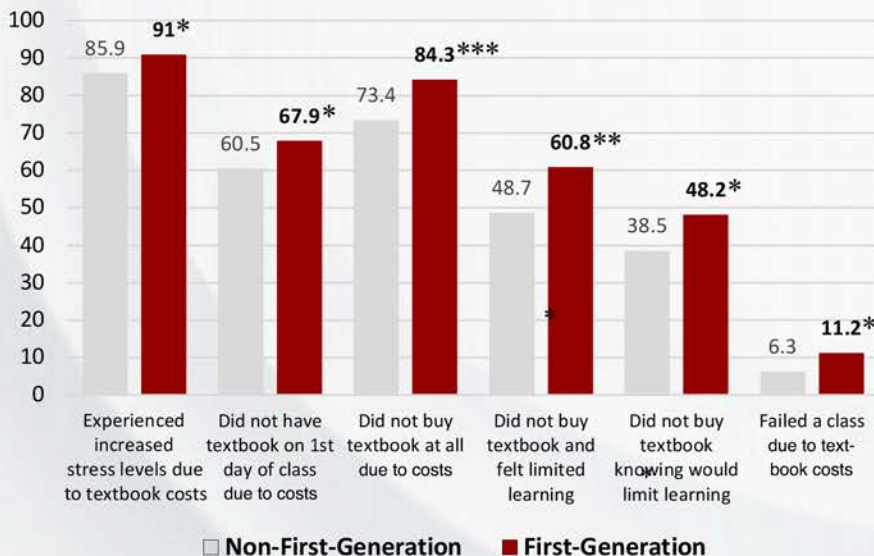
Increased Student Stress (Likert-type scale 1-10)



Asterisks indicate statistically significant findings. One asterisk (*) signifies less than a 5% chance of sampling error, two asterisks (**) signify less than a 1% chance of error, and three asterisks (***) signify less than a .1% chance of error.

Table 3. Statistically Significant Results for First-Generation College Students

	<u>Non-First-Gen</u>	<u>First-Generation</u>
Experienced increased stress levels due to textbook costs	85.9%	91.0%*
Ratings of stress level on a Likert-type scale of 1-10	6.5	7.1**
Did not have textbook on the 1 st day of class due to costs	60.5%	67.9%*
Did not buy textbook at all due to costs	73.4%	84.3%***
Did not buy textbook due to costs and later felt it limited learning	48.7%	60.8%**
Did not buy textbook due to costs knowing it would limit learning	38.5%	48.2%*
Failed class due to textbook costs	6.3%	11.2%*



Increased Student Stress (Likert-type scale 1-10)



“Our students’ learning potential should never be limited by their purchasing power.” - openCI White Paper